

Monthly Snap Shot Data From Google Analytics

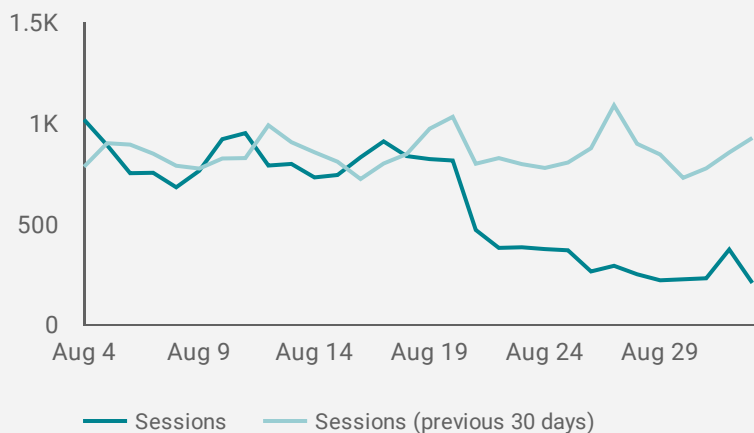
Sessions
18,110
-29.4%

Avg. Session Duration
00:00:48
-0.5%

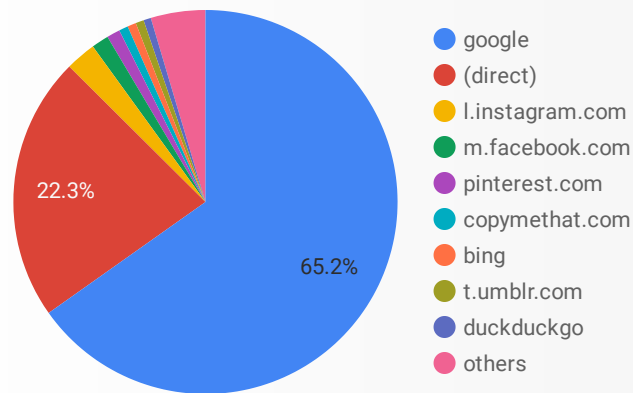
Pages / Session
3.47
31.8%

Bounce Rate
0.8%
-17.0%

How are site sessions trending?

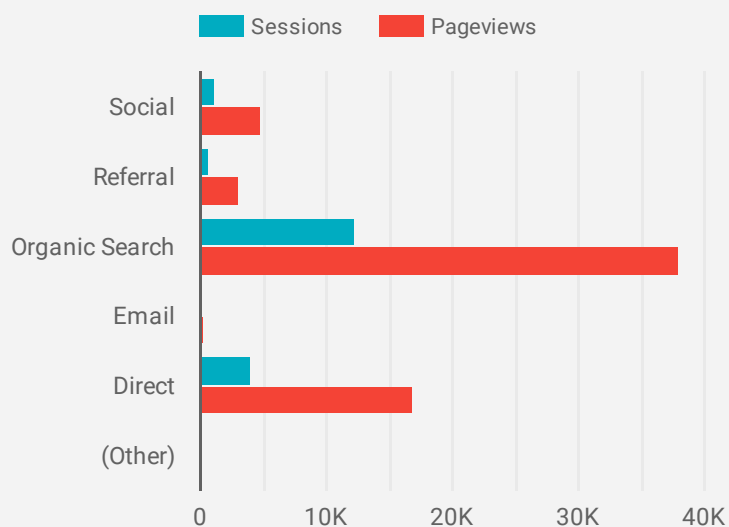


Where is your traffic coming from?



Which channels are driving engagement?

Goal: Engaged Users



How are my goals trending?

Order Placed
118
68.6%

Order Placed From Organic
47
42.4%

Most Engaged Pages

| | Page Title | Avg. Time on P... |
|-----|---|-------------------|
| 1. | Health Insurance and the Holidays T... | 00:16:40 |
| 2. | Fragmentario and the Rise of the Nat... | 00:08:28 |
| 3. | Could Your DNA be as Important as Y... | 00:07:49 |
| 4. | Raquel Gunsagar The Fullest | 00:06:36 |
| 5. | Monastery Skincare's Most Fave Thin... | 00:06:25 |
| 6. | Elemental Wizdom The Fullest | 00:05:56 |
| 7. | Service with Sian Gordon The Fullest | 00:05:46 |
| 8. | A New Approach to Ending Police Bru... | 00:04:39 |
| 9. | Julia Piantini, Author at The Fullest ... | 00:04:02 |
| 10. | Peachy Vegan Blueberry Muffins The... | 00:03:54 |

Top Social Sources

